














TREE BINGO

Explore your neighborhood and discover what trees grow near you.
How many of these leaves can you find?

 <p>Catalpa</p>	 <p>Ginkgo</p>	 <p>Cherry</p>	 <p>June Berry</p>	 <p>Sugar Maple</p>
 <p>Quaking Aspen</p>	 <p>Boxelder</p>	 <p>Basswood</p>	 <p>Buckeye</p>	 <p>Sassafras</p>
 <p>Willow</p>	 <p>Kentucky Coffee Tree</p>	<p>FREE SPOT</p>	 <p>Birch</p>	 <p>Red Oak</p>
 <p>White Ash</p>	 <p>Red Maple</p>	 <p>Dogwood</p>	 <p>Honey Locust</p>	 <p>Cottonwood</p>
 <p>Black Walnut</p>	 <p>Chinkapin</p>	 <p>Shagbark Hickory</p>	 <p>Poplar</p>	 <p>Pine</p>

For more at-home wellness resources, visit:
https://nutritionservices.mpls.k12.mn.us/home_wellness_resources